

Specialist Mathematics

Graded Assessment 1 COURSEWORK UNIT 3/4 2021

Table of Grade Distribution by Gender

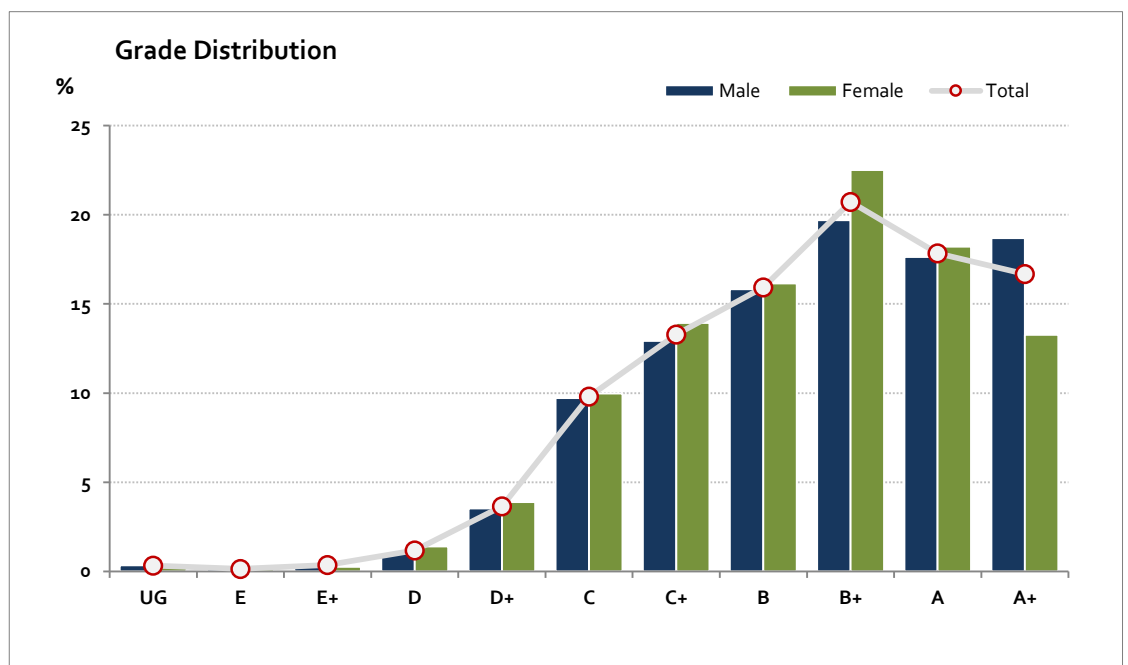
Grade		UG	E	E+	D	D+	C	C+	B	B+	A	A+	NR	Total
Male	n	9	4	11	27	90	248	330	404	503	450	477	0	2,553
	%	0.4	0.2	0.4	1.1	3.5	9.7	12.9	15.8	19.7	17.6	18.7	0.0	100.0
Female	n	4	2	4	21	58	149	208	241	336	272	198	0	1,493
	%	0.3	0.1	0.3	1.4	3.9	10.0	13.9	16.1	22.5	18.2	13.3	0.0	100.0
Gender X	n	0	0	0	0	0	0	0	0	0	0	0	3	3
	%	0.0	0.0	0.0	0.0	0.0	0.0	0.0	0.0	0.0	0.0	0.0	100.0	100.0
Total	n	13	6	15	48	148	397	538	645	839	722	675	3	4,049
	%	0.3	0.1	0.4	1.2	3.7	9.8	13.3	15.9	20.7	17.8	16.7	0.1	100.0
Score Ranges		0-9	10-12	13-18	19-29	30-38	39-49	50-59	60-68	69-78	79-88	89-100	N/A	Max 100

For privacy reasons, a gender with less than 5 students assessed has been assigned to the category of NR (Not Reported).

Summary Statistics:	
Mean	69.5
Std Dev	18.6
Median	B+

Not Assessed:	
Male	40
Female	22
Gender X	0
Total	62

Total Enrolments incl. Not Assessed:	
Male	2,593
Female	1,515
Gender X	3
Total	4,111



Gender X numbers are too low for a graph to be meaningful

The above 2021 information includes students from both the 2021 Victorian academic calendar year and the 2022 Northern Hemisphere Timetable (academic year from July to June). The NHT academic year results are subject to equating to ensure comparability with the results of the cohort assessed in the preceding calendar year.

Specialist Mathematics

Graded Assessment 2 WRITTEN EXAMINATION 1 2021

Table of Grade Distribution by Gender

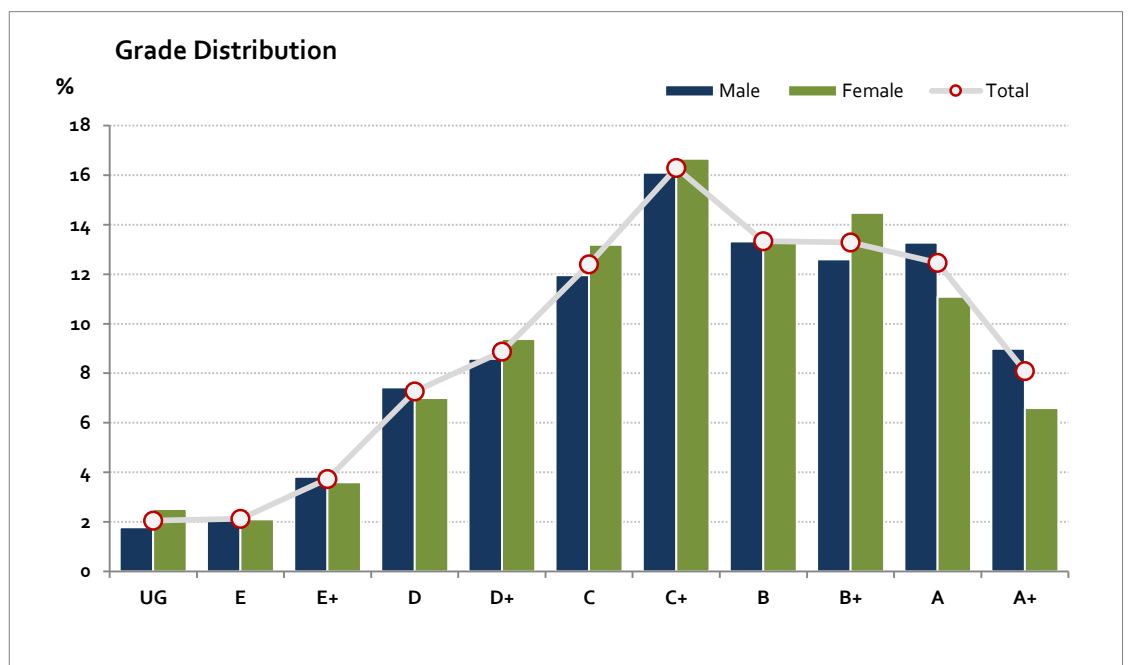
Grade		UG	E	E+	D	D+	C	C+	B	B+	A	A+	NR	Total
Male	n	45	54	96	187	216	301	405	335	317	334	226	0	2,516
	%	1.8	2.1	3.8	7.4	8.6	12.0	16.1	13.3	12.6	13.3	9.0	0.0	100.0
Female	n	37	31	53	103	138	194	245	197	213	163	97	0	1,471
	%	2.5	2.1	3.6	7.0	9.4	13.2	16.7	13.4	14.5	11.1	6.6	0.0	100.0
Gender X	n	0	0	0	0	0	0	0	0	0	0	0	3	3
	%	0.0	0.0	0.0	0.0	0.0	0.0	0.0	0.0	0.0	0.0	0.0	100.0	100.0
Total	n	82	85	149	290	354	495	650	532	530	497	323	3	3,990
	%	2.1	2.1	3.7	7.3	8.9	12.4	16.3	13.3	13.3	12.5	8.1	0.1	100.0
Score Ranges		0-4	5-10	11-17	18-26	27-34	35-43	44-52	53-58	59-64	65-71	72-80	N/A	Max 80

For privacy reasons, a gender with less than 5 students assessed has been assigned to the category of NR (Not Reported).

Summary Statistics:	
Mean	47.9
Std Dev	18.7
Median	C+

Not Assessed:	
Male	77
Female	44
Gender X	0
Total	121

Total Enrolments incl. Not Assessed:	
Male	2,593
Female	1,515
Gender X	3
Total	4,111



Gender X numbers are too low for a graph to be meaningful

The above 2021 information includes students from both the 2021 Victorian academic calendar year and the 2022 Northern Hemisphere Timetable (academic year from July to June). The NHT academic year results are subject to equating to ensure comparability with the results of the cohort assessed in the preceding calendar year.

Specialist Mathematics

Graded Assessment 3 WRITTEN EXAMINATION 2 2021

Table of Grade Distribution by Gender

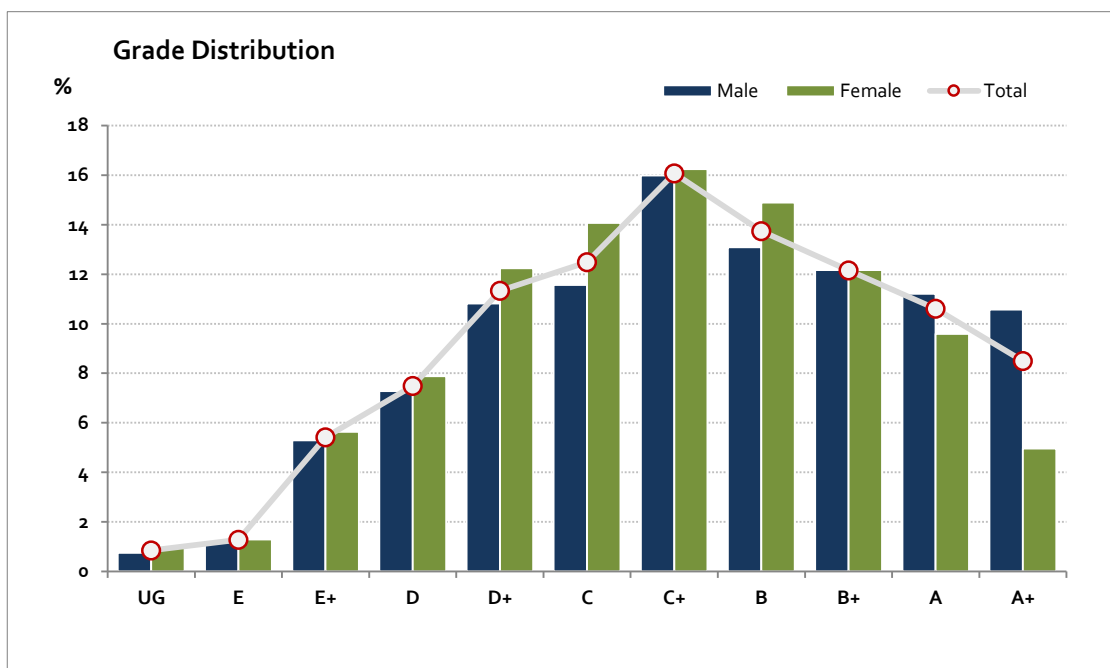
Grade		UG	E	E+	D	D+	C	C+	B	B+	A	A+	NR	Total
Male	n	19	32	133	183	272	291	402	329	306	282	266	0	2,515
	%	0.8	1.3	5.3	7.3	10.8	11.6	16.0	13.1	12.2	11.2	10.6	0.0	100.0
Female	n	15	19	83	116	180	207	239	219	179	141	73	0	1,471
	%	1.0	1.3	5.6	7.9	12.2	14.1	16.2	14.9	12.2	9.6	5.0	0.0	100.0
Gender X	n	0	0	0	0	0	0	0	0	0	0	0	3	3
	%	0.0	0.0	0.0	0.0	0.0	0.0	0.0	0.0	0.0	0.0	0.0	100.0	100.0
Total	n	34	51	216	299	452	498	641	548	485	423	339	3	3,989
	%	0.9	1.3	5.4	7.5	11.3	12.5	16.1	13.7	12.2	10.6	8.5	0.1	100.0
Score Ranges		0-13	14-18	19-29	30-39	40-51	52-62	63-75	76-88	89-101	102-116	117-160	N/A	Max 160

For privacy reasons, a gender with less than 5 students assessed has been assigned to the category of NR (Not Reported).

Summary Statistics:	
Mean	72.8
Std Dev	30.1
Median	C+

Not Assessed:	
Male	78
Female	44
Gender X	0
Total	122

Total Enrolments incl. Not Assessed:	
Male	2,593
Female	1,515
Gender X	3
Total	4,111



Gender X numbers are too low for a graph to be meaningful

The above 2021 information includes students from both the 2021 Victorian academic calendar year and the 2022 Northern Hemisphere Timetable (academic year from July to June). The NHT academic year results are subject to equating to ensure comparability with the results of the cohort assessed in the preceding calendar year.